



Hygge

CAL 2017



Week 1/14

Designed by :

HAAK MAAR RAAK

www.haakmaarraak.nl

Made possible by :

Scheepjes
INSPIRATION IN EVERY BALL OF YARN

Pattern copyright © Scheepjes.com. This pattern is available for unlimited personal use. You may print a copy of the pattern or keep a digital copy for personal use only. Do not reproduce this pattern or sell this pattern (either digitally or in print). This document may not be posted online, either as a complete document or in part. You are allowed to sell items that are made using this pattern as long as the designer is credited. Please do not print copies to distribute with yarn sales as this is an infringement of copyright.

1



Stitches (US)

- × Bst – bobble stitch (*yarn over, pull up loop, yarn over, pull through 2 loops on hook; repeat from * another 4 times (6 loops on hook), yarn over, pull through all loops on hook).
- × ch – chain
- × sc – single crochet
- × RS – right side
- × WS – wrong side

Yarns

See the color table for yarns used.

Tips and Tricks

- × Color changing is done by making the last loop of the stitch that is previous to the color change in the new color.
- × In between bobble stitches, crochet over Catona thread with the Stone-Washed, in order to keep the amount of loose ends to a minimum.
- × In order to make the bobbles really pop, make sure to pull the next sc extra tight.

Hook:

4.5 mm (US size 7)

Gauge:

19 sc and 19 rows = 10 cm (4 in).

Pattern copyright@Scheepjes.com. This pattern is available for unlimited personal use. You may print a copy of the pattern or keep a digital copy for personal use only. Do not reproduce this pattern or sell this pattern (either digitally or in print). This document may not be posted online, either as a complete document or in part. You are allowed to sell items that are made using this pattern as long as the designer is credited. Please do not print copies to distribute with yarn sales, as this is an infringement of copyright.

PATTERN

With **SW**, ch 60.

Row 1 (WS): Starting in 2nd ch from hook, 59sc, ch1, turn. (59sc)

Row 2 (RS): 59sc across, ch1, turn. (59sc)

Row 3: Repeat Row 2.

Row 4: 5sc, change to **A**, bst, *change to **SW**, 3sc, change to **A**, bst; repeat from * another 11 times, change to **SW**, 5sc, ch1, turn. Cut strand of **A**.

Row 5: Repeat Row 2.

Row 6: 3sc, change to **B**, bst, *change to **SW**, 3sc, change to **B**, bst, repeat from * another 12 times, change to **SW**, 3sc, ch1, turn, Cut strand of **B**.

Row 7: Repeat Row 2.

Row 8: Repeat Row 4 with **C**.

Row 9: Repeat Row 2.

Row 10: Repeat Row 6 with **D**.

Row 11: Repeat Row 2.

Row 12: Repeat Row 4 with **E**.

Row 13: Repeat Row 2.

Row 14: Repeat Row 6 with **F**.

Row 15: Repeat Row 2.

Row 16: Repeat Row 4 with **G**.

Row 17: Repeat Row 2.

Row 18: Repeat Row 6 with **H**.

Row 19: Repeat Row 2.

Row 20: Repeat Row 4 with **I**.






Row 21: Repeat Row 2.

Row 22: Repeat Row 6 with **J**.

Row 23: Repeat Row 2.


Do not cut SW. Place a stitch marker in the last **SW** stitch. Weave in all colored ends.

Color Table


Yarns	Stone washed	Catona (25 gr)									
Abbreviation	SW	A	B	C	D	E	F	G	H	I	J
Pastel	801	264	414	403	402	212	406	172	179	409	408
Jewel	802	258	130	411	401	412	391	128	400	396	394
Rainbow	803	115	281	208	280	205	146	201	282	114	222
Danish Mermaid	805	130	392	512	205	513	389	241	253	397	509
Diagram colour	+										


Pattern copyright@Scheepjes.com. This pattern is available for unlimited personal use. You may print a copy of the pattern or keep a digital copy for personal use only. Do not reproduce this pattern or sell this pattern (either digitally or in print). This document may not be posted online, either as a complete document or in part. You are allowed to sell items that are made using this pattern as long as the designer is credited. Please do not print copies to distribute with yarn sales, as this is an infringement of copyright.


Crochet Diagram



KEY - (US)

 chain

 single crochet

 bobble stitch

Pattern copyright@Scheepjes.com. This pattern is available for unlimited personal use. You may print a copy of the pattern or keep a digital copy for personal use only. Do not reproduce this pattern or sell this pattern (either digitally or in print). This document may not be posted online, either as a complete document or in part. You are allowed to sell items that are made using this pattern as long as the designer is credited. Please do not print copies to distribute with yarn sales, as this is an infringement of copyright.