

| 06 |

JUNE

Crochet Pattern: Granny Square Tote Bag



GRANNY SQUARE TOTE BAG

By Scheepjes Design

Materials

Orange colourway (Blue colourway)

Scheepjes Catona (100% Mercerised Cotton; 50g/125m)

Yarn A 383 *Ginger Gold* (130 Old Lace) x 3 balls

Scheepjes Catona

(100% Mercerised Cotton; 25g/62.5m)

Yarn B 255 *Shell* (172 Light Silver) x 1 ball

Yarn C 249 *Saffron* (402 Silver Green) x 1 ball

Yarn D 386 *Peach* (528 Silver Blue) x 1 ball

Yarn E 258 *Rosewood* (391 Deep Ocean) x 1 ball

Yarn F 409 *Soft Rose* (244 Spruce) x 1 ball

3mm crochet hook

Measurements

33 x 33cm (13 x 13in) (excluding Handles of 6 x 56cm (2¼ x 22in))

Abbreviations (UK terms)

[] number of sts on a given row/round

ch(s) chain(s) or chain stitch(es)

cnr(s) corner(s)

htr half treble crochet

rep repeat

RS right side

sp(s) space(s)

ss slip stitch

st(s) stitch(es)

tog together

tr treble crochet

tr-gr group of 3 treble crochet

WS wrong side

(.....) 2x work instructions between bracket the total number of times stated

Pattern Notes

The Granny Square Bag is made from 13 squares, joined before adding handles and edging. Follow the colour layout or use Yarns B-F as you like for Rounds 1-5, changing colours each round and per square. Use Yarn A for Rounds 6-7, handles, and edging.

Gauge/Tension

Each Square measures 12 x 12cm

Instructions

GRANNY SQUARE (MAKE 13)

Using colour of choice of Yarn B-F, ch3, ss in first ch to form ring.

Round 1 (RS) Ch5 (counts as first tr and ch2 for cnr throughout), (3tr into ring, ch2 (forms cnr)) 3 times, 2tr, ss to first tr to join and fasten off. [4 tr-gr, 4 cnrs]

Round 2 (RS) Join new colour with ss in cnr, ch5, 3tr in same cnr, ((3tr, ch2, 3tr) into next cnr) 3 times, 2tr in first cnr, ss to first tr and fasten off. [8 tr-gr, 4 cnrs]

Round 3 Join new colour with ss in cnr, ch5, 3tr in same cnr, 3tr in each sp between 2 tr-gr until cnr, *(3tr, ch2, 3tr) in cnr, 3tr in each sp between 2 tr-gr until cnr; rep from * 2 more times, 2tr in first cnr, ss to first tr and fasten off. [12 tr-gr, 4 cnrs]

Rounds 4-5 Rep Round 3. [20 tr-gr, 4 cnrs]

Rounds 6-7 Rep Round 3 using Yarn A only. [28 tr-gr, 4 cnrs] Fasten off and weave in all ends.

JOINING SQUARES

See *Schematic: Bag Layout*. Lay squares out in position and sew together using mattress stitch. Then, fold squares as shown on Schematic and sew adjacent edges together, leaving top of Bag open.

HANDLE (MAKE 4)

See *Crochet Chart: Handle*.

Row 1 (RS) Join Yarn A with ss to second-last sp before cnr of Square 1, ch3 (counts as 1 tr throughout), 3tr in next sp, (3tr, ch2, 3tr) in cnr, 3tr in next sp, 1tr in next sp, turn. [2 tr, 4 tr-gr, 1 cnr]

Row 2 (WS) Ch3, 3tr in next sp, (3tr, ch2, 3tr) in cnr, 3tr in next sp, 1tr in first tr, turn.

Rep Row 2 until Handle measures 28cm, ending with a WS row.

Final row (RS) Ch3, 3tr in next sp, ch1, 1dc in cnr, ch1, 3tr in next sp, 1tr in first tr.

Fasten off and rep 3 more times for Squares 2, 3 and 4.

ASSEMBLY

Sew Handles of Squares 1 and 2 together, rep for Handles of Squares 3 and 4.

EDGING

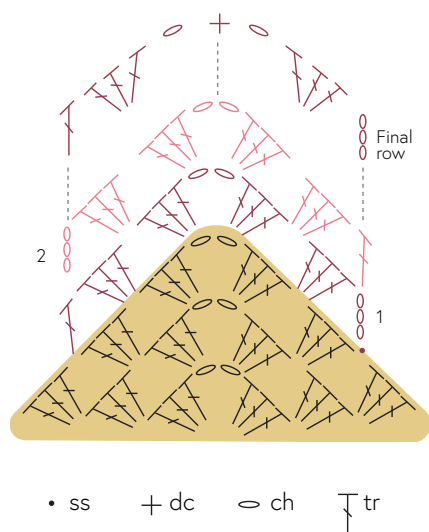
Work edge along top of bag and Handles.

With RS facing, join Yarn A with ss to any tr of any Granny Square, ch1 (does not count as st), 1dc in each tr of Granny Squares and 3dc around each row end of Handle, ss to first dc. Fasten off. Rep for each edge.



TO FINISH







Weave in all ends.

Crochet Chart: Handle



Crochet Chart: Bag Layout



 Yarn A 383 Ginger Gold	 Yarn D 386 Peach
 Yarn B 255 Shell	 Yarn E 258 Rosewood
 Yarn C 249 Saffron	 Yarn F 409 Soft Rose

 Yarn A 130 Old Lace	 Yarn D 528 Silver Blue
 Yarn B 172 Light Silver	 Yarn E 391 Deep Ocean
 Yarn C 402 Silver Green	 Yarn F 244 Spruce